

Specification



IGUASSU ICE 500

CHP-5110S

Power Consumption : 48.5 kWh / m (ice+hot+cold)
24.5 kWh / m (ice+cold)

Storage Tank : Hot 0.4 G / Cold 0.55G / Ambient 1.6G / Ice 2.6 lbs.
Size : 11.6W x 15.1D x 46.1H (inch)

CHUNGHO U.S.A. **Simply pure.™** Simply the best.

Our Technology Makes Your Life Better



Water Quality
Certified Water Specialist



Member of
Water Quality Assn.



Euro Standard 'CE'
ROIA 321-106



USA 'UL'
SA12862



Industry's first
Korea 'Water' mark




Korea Ministry of
Science & Tech. Certified



03-06 Korea Std. Assn. Service
Grand Prix (4 consecutive yrs)



Korea Std. Assn. New Tech
Grand Prix (8 consecutive yrs)



Korea Marketing Assn.
2008 New Product



2008 Global Brand
1st place certified



Japan Marketing Assn.
Global Mgmt "Grand Prize"



2008 Korea
First Brand "Grand Prix"



IGUASSU
ICE 500



UPGRADE YOUR LIVING SPACE







WITH IGUASSU ICE 500

STYLE

- 01 LUXURIOUS LUSTROUS BLACK, WINE, AND WHITE COLOR
- 02 CONTEMPORARY STREMLINED DESIGN, HIGHLIGHTED WITH GLAMOROUS CURVES
- 03 STYLISH EASY-TO-USE TOUCH SENSOR BUTTONS



FEATURES

-  Hot & Cold Water, and Pure Ice
DESIGNED FOR BOTH ICE-MAKING AND WATER-PURIFYING FUNCTIONALITY
-  Refined Touch-Sensor Buttons
-  Elegant Design
SLEEK AND COMPACT DESIGN THAT SHINES AND FITS IN ANY LIVING SPACE
-  Contemporary Color
-  Safety Function
LOCK FUNCTION PREVENTS ICE CUBE AND HOT WATER FROM BEING DISPENSED IN ORDER TO PREVENT BURNS
-  Separate Water Tubing
INDEPENDENT WATER HOSES FOR AMBIENT, COLD AND HOT WATER IMPROVE OVERALL SATISFACTION IN PREFERRED TEMPERATURE

IGUASSU ICE 500

“ BRING THE CONVENIENCE INTO YOUR LIFE WITH IGUASSU ICE 500 ”